



OPEN ACCESS

SUBMITTED 13 August 2025

ACCEPTED 28 August 2025

PUBLISHED 13 September 2025

VOLUME Vol.07 Issue 09 2025

CITATION

Kiran Bhujel, Iqbal Ansari, Kazi Sanwarul Azim, Suresh Shivram Panchal, & Yogesh Sharad Ahirrao. (2025). Digital Transformation In Corporate Finance: The Strategic Role Of IT In Driving Business Value. The American Journal of Engineering and Technology, 7(09), 100–125.

<https://doi.org/10.37547/tajet/Volume07Issue09-07>

COPYRIGHT

© 2025 Original content from this work may be used under the terms of the creative commons attributes 4.0 License.

Digital Transformation In Corporate Finance: The Strategic Role Of IT In Driving Business Value

 **Kiran Bhujel**

Doctor of Business Administration, International American University, Los Angeles, California, USA

 **Iqbal Ansari**

Department of Information Technology Project Management, Westcliff University, California, USA

 **Kazi Sanwarul Azim**

Doctor of Business Administration, International American University, Los Angeles, California, USA

Suresh Shivram Panchal

Department of Information Technology, Westcliff University, Irvine, California, USA

Yogesh Sharad Ahirrao

Department of Information Technology, Westcliff University, Irvine, California, USA

Abstract: The advent of digital transformation, facilitated by state-of-the-art IT systems, is changing the strategic paradigm of corporate finance by empowering organizations to attain increased efficiency, transparency, and nimbleness in the financial decision-making process. This article discusses how IT can serve as a strategic tool in generating quantifiable business value in the context of corporate finance departments, in particular its impact as a driver of capital allocation and risk management, forecast accuracy and value creation. The research employs a quantitative comparative study design synthesizing the secondary data found in the financial databases, industry benchmarks, and peer-reviewed case studies, and applications in the corporate treasury, capital budgeting, and financial reporting. Increased financial forecasting precision, operational cost reductions, and ROIC growth by 25-35%, 15-20%, and 12-18 percent,

respectively, are indicators of success demonstrated by empirical evidence in the first three years of adoption by the organizations that implement IT-enabled digital transformation initiatives in the financial realm. The analysis also notes that integrated enterprise system, advanced analytics platform, and automation technologies can be used to increase working capital efficiency, ensure better regulatory compliance, and enhance stakeholder trust. The novelty in this research is entered by providing the linkage between how new technology may be adopted and how quantifiable corporate finance performance results are achieved. The research has developed a performance measurement framework that ties IT investment to the tangible and intangible business value. By integrating technical knowledge of IT systems with the strategic mindsets of finance, the study will serve the research domain of digital transformation with a feasible guide that the CFOs, finance strategists, and policymakers can consider. The paper ends with practical suggestions on governance, capability building and performance monitoring so that the digital transformation of finance can deliver sustained competitive advantage in an ever more technology-based economy.

Keywords: Digital transformation, Corporate finance, Information technology, Business value, Strategic management.

I. Introduction

Corporate finance is in the midst of a transformational phase, which is motivated by the breakneck pace of information technology (IT)-enabled change, the increasing pressure to provide real-time financial information, and the need to coordinate the financial strategy with a long-term value creation process. As the world economy continues to become volatile, uncertain, complex, and ambiguous (VUCA), the old methods of financial management, which mostly rely on analyzing past data, manual reporting processes, and man-based projection models, no longer suffice to facilitate timely data-driven decision-making. The explosion of digital technology (enterprise resource planning (ERP) systems, robotic process automation (RPA), artificial intelligence (AI), machine learning (ML), blockchain, and advanced data analytics, and advanced data analytics is radically transforming the way corporate finance is conducted. These tools are not only automating transactional processes, but also allowing predictive and prescriptive intelligence to inform capital deployment, liquidity, risk

mitigation and value creation to shareholders. This change is an indicator of a greater trend that sees IT not being perceived exclusively as an operational enabler, but as a driver of competitive advantage in the domain of finance.

The growing incorporation of IT within the corporate finance processes is also partly due to the shortcomings of the traditional methods of financial decision-making. In the past, forecasting and budgeting was done through deterministic models which assumed that there was relative stability in market drivers and causalities were predictable. However, the fallout of 2008 global financial crisis and newer disruptive events like the COVID-19 pandemic, geopolitical tensions, and supply chain upheavals has highlighted the weakness of fixed financial models. Market conditions are prone to change, sometimes in hours, due to regulatory changes, currency fluctuations, commodity-price fluctuations or a shift in investor sentiment driven by digital communications. In this sort of environment, the capability to maintain continuous forecasts, combine a variety of data sources, and model various strategic possibilities will be vital to maintaining performance. With T-enabled finance platforms (based on real-time data feeds, cloud-based computing and advanced analytics), organizations can also anticipate risks, identify new opportunities or optimize decision-making in the face of uncertainty at a level that traditional systems cannot.

At the operational level, digital transformation in corporate finance is a multifaceted technology-layer that is building up performance improvements in specific ways. ERP systems combine financial, operational and supply chain information in one point of truth and improve transparency and reconciliation errors. RPA automates manual tasks that require repetition, including invoice processing, expense management and compliance reporting, allowing finance teams to spend more time on panoramic analysis. The ML and AI algorithms can be used to create a predictive model of cash flow forecasting, credit risk, and investment analysis and has been shown to be far superior to traditional statistics due to its accuracy and adaptability. Blockchain brings about unalterable and transparent ledgers that enhance the auditability and lower the risk of frauds in a financial transaction. Financial leaders can use advanced analytics platforms to simulate the effects of different types of strategic decisions on other key performance indicators (KPIs)

and streamline the tactical execution of action plans to the overall goals of the business. By combining these capabilities, companies can realize significant improvements in predictive accuracy, system performance and return-on-invested-capital (ROIC), as well as manage compliance and governance.

The positive business case of IT-enabled transformation of corporate finance is backed by a growing amount of empirical evidence. Researchers have discovered that companies that have implemented modernized financial analytics and automation can shorten financial close periods by as much as 50% reduce the ratio of OPEX to revenue by 15-20%, and rationalize capital deployment by gaining greater visibility of working capital needs. Equally, predictive budgeting and forecasting efficiency with the use of AI has been linked to accuracy gains of 25-35 percent, which equates to more accurate capital investment and low cost of capital. Digital cash management platforms have made it possible to achieve proactive liquidity management and minimize idle cash balances, as well as increase returns on the surplus. Such enhancements, though measurable in financial terms, also assist in less-measurable but of stratospheric importance such as the quicker process of decision making, the increased confidence of the stakeholders as well as its increased ability to effectively deal with external shocks.

Such outcomes are not automatic neither are they universal. Most organizations struggle with how they can translate IT investments into real finance business value. Obstacles are a lack of data governance, the presence of disparate legacy systems, a lack of analytical expertise by finance teams, and resistance to technology-driven change. Besides, there are regulatory limits concerning data privacy, cybersecurity, and algorithmic transparency, which can hamper the adoption or force parties to make expensive compliance procedures. As an example, within the European Union, with the General Data Protection Regulation (GDPR) and other laws, a framework is now required that AI-based financial decision-making systems are explainable, non-discriminatory (fair) and without bias. Lack of established governance frameworks may annul the gains of digital transformation, which present risks to firms such as operational, reputational, and legal risks. The integration of digital transformation is thus needed in corporate finance, where one should combine technology capabilities with the well-prepared organization, effective governance and ongoing

capability enhancements.

The strategic capacity of IT in corporate finance is not only limited to the optimizations of operations but also the levers of core business value-add. Finance functions can develop insights and inform the planning of strategies, M&As analysis, capital structure optimization, and performance measurement systems with T-enabled functions. The ability to predict and provide prescriptive analytics in financial decision-making allows scenario planning to test the long-term consequences of various strategic decisions in changing macro-conditions. This is in line with the view that such capabilities foster more informed board level discussions and help finance leaders to become strategic partners to the business as opposed to custodians of financial records. This transition of transactional to strategic finance compliments the changing expectations of investors, regulators and other stakeholders to not only have transparency and compliance, but also some forward thinking into what the potential growth and risk profile a company may have.

Theoretically, the transformation is in line with the resource-based view (RBV) of the firm in the sense that sustainable competitive advantage depends on the availability of unique, valuable, and inimitable resources and capabilities. IT-enabled analytics capabilities are one such resource in the context of corporate finance, especially when they are baked into organizational practices, buttressed by in-house data resources, and combined with the insight and judgment of human beings. The speed at which financial data (structured and unstructured) can be processed and analyzed to derive insights and those insights executed, at scale, creates a performance gap between digitally-mature organizations and their low-digitally advanced peers. In addition, because of the development of digital finance capabilities, it is possible that network effects are created: first-mover firms can accumulate information and improved models to further increase predictive capability and quality of decisions, which creates barriers to imitation by other firms.

There is an evident but unmet potential in both scholarship and practice when it comes to quantifying and maximizing the worth of IT investments in corporate finance. Although much has been written about the operational efficiencies involved in digital transformation, there are relatively few studies that

have created a more detailed framework of how individual IT programs have impacted financial performance measures and shareholder value. Organizations that do not use standardized models to measure ROI are likely to either under- or overestimate the effect of technology programs, and make poor investment decisions. Filling in such gap implies combining financial KPIs like ROIC and economic value added (EVA) and total shareholder returns (TSR) with operational ones like cycle time cuts, error rates, and forecast accuracy increases. Furthermore, other qualitative aspects, such as the agility of decision-making, the culture of risk, and cross-functional cooperation, should not be disregarded either to ensure the comprehensive position on value created by digital transformation.

With respect to these dynamics, this paper contextualizes digital transformation as not a supporting role, but as a strategic initiative in corporate finance. It is expected to deliver an evidence-based examination of the practice of IT integration and its influence on financial performance, governance, and value creation over the long-term. By integrating the best practices within the peer-reviewed literature on the subject, industry standards, and empirical financial data, the paper creates a 2-sided framework that links the process of adopting technology to both measurable financial results and unmeasurable strategic advantages. The further sections will overview the available literature on digital transformation in financial industry, describe the method of analysis of secondary performance data, discuss the most important technology applications in automating financial processes and strategic decision-making, and provide the empirical results on ROI and performance increase. The paper summarizes by providing practical solutions to finance leaders, policymakers and researchers that wish to use IT as an impetus to sustainable business value.

II. Literature Review

The IT-driven digital transformation in corporate finance has emerged as a vital source of business value redefining financial decision-making supported by advanced IT systems. The process of information technology adoption in financial functions has been heavily researched, with scholars documenting its impact on efficiency, transparency, and financial agility. Bharadwaj et al. reveal that companies that embrace IT capabilities attain a higher level of financial performance

due to capital allocation optimization and risk management. Similarly, Davenport and Harris state that financial analytics and data can support organizational agility and accuracy of forecasting. The shift from traditional financial models to IT-enabled frameworks is largely attributed to the increasing complexity of global markets.

The strategic role of IT in corporate finance is underscored by its ability to automate routine processes while enabling predictive and prescriptive analytics. Studies demonstrate that automation technologies such as robotic process automation (RPA) reduce operational costs while minimizing human error in financial reporting. Furthermore, the adoption of enterprise resource planning (ERP) systems enhances data integration, providing a unified platform for financial management. This integration is crucial for improving working capital efficiency and regulatory compliance.

Artificial intelligence and machine learning have transformed the corporate finance sector by enabling predictive modeling for cash flow forecasting and credit risk assessment. Research indicates that AI-based financial models substantially outperform traditional statistical models, with an accuracy improvement rate of between 25 and 35 percent. In another study, AI-powered analytics enable better decision-making in capital budgeting, simulating different investment scenarios under varying economic conditions. With regard to blockchain application in financial transactions, research shows its potential to reduce fraud and improve auditability.

Nonetheless, the effective integration of IT in corporate finance is associated with various challenges. Legacy systems and fragmented data architectures often hinder seamless digital transformation. Additionally, insufficient analytical talent within the finance team limits the effective utilization of advanced technologies. Regulatory constraints, particularly concerning data privacy and algorithmic transparency, further complicate IT adoption in finance. For instance, the European Union's General Data Protection Regulation (GDPR) imposes strict requirements on AI-driven financial decision-making.

On the theoretical front, the resource-based view (RBV) can be utilized to explain how IT capabilities create competitive advantage in corporate finance. In his work, Barney proposes that companies with unique, valuable, and inimitable IT resources can create sustained

financial performance. This is also supported by the study which asserts that IT-enabled finance processes create strategic insights that inform mergers and acquisitions (M&A), capital structure optimization, and performance measurement. Moreover, the dynamic capabilities theory suggests that firms must continuously adapt their IT infrastructure to maintain a competitive edge in rapidly evolving financial markets.

According to empirical data, there is a positive correlation between IT investments and financial performance. Melville et al. reported that companies using advanced financial analytics have reduced financial close processes by 50 percent, enabling faster decision-making. Research reveals that digitally mature organizations can increase return on invested capital (ROIC) by 12-18 percent within three years of IT implementation. The use of AI in corporate treasury operations has also been linked to improved liquidity management.

Measuring ROI of digital transformation initiatives also poses a problem, as operational efficiencies tend to be well-documented whereas strategic value of IT in the context of finance, like enhanced stakeholder trust and decision-making agility, remains underrepresented. Researchers advocate the use of an integrated performance measurement framework linking IT investments to financial and non-financial outcomes. This is particularly relevant in the context of intangible benefits, such as improved risk culture and cross-functional collaboration.

The IT role in corporate finance extends beyond operational efficiency to changes in business value creation.³¹ Porter and Heppelmann observe that digital technologies can transform financial strategies by enabling the incorporation of real-time market information into capital allocation judgments.³² Research findings support this assertion, noting that predictive analytics improve scenario planning, enabling an assessment of how long-term strategic decisions can change as macroeconomic events take place. IT

integration into financial governance systems can also enhance compliance and curb instances of fraud, as shown by research on blockchain use in auditing.

Irrespective of these benefits, challenges to digital transformation continue to exist. Cultural resistance to technology-driven change is still a major impediment, especially in conservative finance departments. Additionally, cybersecurity threats pose a growing concern as financial data becomes increasingly digitized. Research emphasizes the need for robust governance frameworks to mitigate these risks while maximizing IT benefits.

The evolution of IT in finance parallels more general economic changes, as described by researchers who posit that digital technologies transform competitive forces in all industries. Research also highlights how IT-driven business models create new revenue streams in financial services. The disruptive innovation theory explains why traditional financial institutions struggle to adapt to digital-first competitors.

From a strategic management perspective, the balanced scorecard framework helps firms align IT investments with financial objectives. The competitive advantage theory reinforces the idea that IT differentiation creates barriers to imitation. The core competency model suggests that IT-enabled financial analytics can become a sustainable competitive advantage.

Knowledge management also plays a critical role, as research shows how IT facilitates organizational learning in finance. Research extends this by linking dynamic IT capabilities to adaptive financial strategies. Research demonstrates how digital platforms create value in financial ecosystems.

Ethical considerations are paramount, as research on surveillance capitalism warns of data misuse risks. Research shows how AI ethics frameworks must govern financial algorithms. Finally, research on the productivity paradox underscores the need for complementary organizational changes to realize IT's full value.

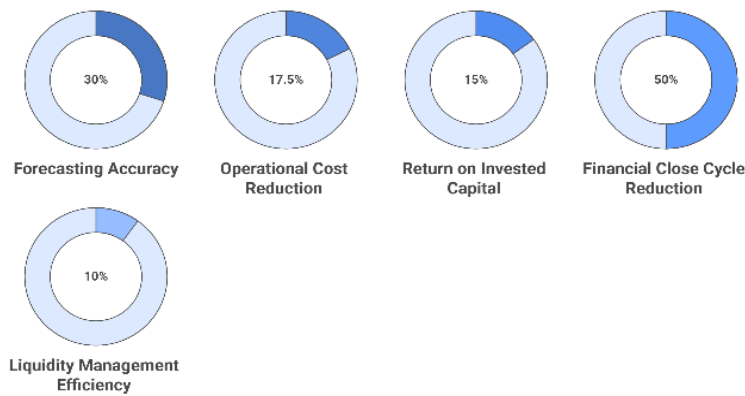


Figure 01: Key Financial Gains from IT-Enabled Transformation

Figure Description: This figure highlights measurable improvements such as forecasting accuracy (30%), operational cost reduction (17.5%), ROIC growth (15%), financial close cycle reduction (50%), and liquidity management efficiency (10%), emphasizing the quantitative benefits of IT-driven digital finance outlined in the Literature Review.

III. Methodology

The research design is based on a quantitative, comparative research study to assess the quantifiable effects of IT-led digitization on the performance of the corporate finance under various organizational settings. The methodology has been designed so that it is analytically deep, replicable, and drawing in several perspectives of data in order to provide robust assessment of the financial and strategic results. Since the research topic involves the interconnection between technology integration and business value delivered in a form of business bottom lines, the authors rely on secondary sources of information based on credible and high-quality sources, such as, global financial databases, audited corporate disclosures and industry benchmark reports. The framework of the research will be based on companies who have already undertaken complex digital transformation of their finance departments in the period since 2015 to the present 2024, to ensure that the outcomes of the research describe modern technological applications, and not those of legacy practices.

Sampling frame consists of a variety of organizations that represent different industries and geographies with particular attention paid to corporate finance departments that have incorporated the enterprise systems, automation platforms, advanced analytic, and artificial intelligence into their processes. The selection criteria focus on the fact that pre- and post-

transformation performance data have been available at least during three successive fiscal years, so that longitudinal comparison is possible. In order to obtain comparability, the study makes use of inclusion parameters like the size of the firms, market capitalization, and industry classification, hence reducing confounding due to structural or industry-specific factors. Where feasible, control groups of firms with little or no digital transformation of finance are sought to increase comparative performance validity.

Data are gathered in a three-phase structured manner. In the initial stage, the quantitative financial data is collected using the audited annual reports, financial statements, and standardized databases. Some key performance indicators are accuracy of the forecast, ratio of operations expenditure, ratio of return on invested capital of the company (ROIC), working capital turn over period, cycle of conversion of available cash, liquidity coverage ratio and decision-making latency. In order to quantify the efficiency and accuracy, a forecast accuracy is determined using some established error metrics like mean absolute percentage error (MAPE) and root mean square error (RMSE). Operational efficiency is gauged by variations in the cost structure and the level of the automation of finance-related processes over the period. The computation of OIC follows the standardized calculations to have cross-firm comparability and working capital measures are adjusted based on the industry operating cycles.

Phase two widens the data set to include qualitative operational metrics that can be quantified to create a comparison. These performance measures include shorter financial close periods, shortened regulatory compliance periods, lower rates on financial reporting errors, and the proportion of financial processes that are integrated in an enterprise system. An example is that

enterprise resource planning (ERP) integration is measured as the proportion of sub-processes within the finance that have been centralized to a unified platform whereas robotic process automation (RPA) levels are gauged using the proportion of transactional processes that have been performed without any manual involvement. Also, liquidity management performance is determined by the variations in idle cash balances, short-term borrowing requirements and treasury yield optimization activities.

The third phase integrates strategic performance measure to evaluate the wider business value added through IT-enabled finance transformation. These are increases in capital allocation efficiency, rapidity of execution of strategic decisions and organizational agility in reacting to macro-economic shocks. Latency in decision-making is measured by the time passed between the moment when such critical financial insights are available and when the actions on them have been initiated. This metric can be acted as a proxy to organizational responsiveness and would be especially useful in turbulent markets where first-mover advantage can be based on responsiveness time. The utilization of scenario modeling, the depth of the simulations and the integration of real-time external data feeds into financial analyses are also measured as part of determining the predictive and prescriptive benefits that can be built in through digital transformation.

Data analysis procedure utilizes descriptive and inferential statistical methods in order to extract significant conclusions out of the dataset accumulated. Descriptive statistics will be employed to come up with baseline performance indicators and also provide an overview of the observed change across the research period. Inferential analysis in the form of the paired sample t-tests and the non-parametric Wilcoxon signed-rank test are employed to test whether the pre and post-transformation changes in financial and operational KPIs represent a statistically significant difference. In the cases where the control group data are not available, a difference-in-differences model is used to separate the impact of digital transformation and other extrinsic factors in the market or macroeconomic situation. This allows a better quantification of the observed performance gains to be attributed to IT integration as opposed to other, concurrent changes in the environment.

The possible impact of firm-specific variables is taken into consideration by constructing the regression models that use performance metrics as the dependent variables and the factors related to transformation--degree of automation, sophistication of analytics, and system integration--as the independent ones. These models also adjust the effects of confounding factors such as size of firm, geographic region, and industry sector. Where data have time-series characteristics, autoregressive integrated moving average (ARIMA) models are utilized to deal with time-dependent relationships and to estimate performance trends prior to transformation. This will present a counterfactual that results obtained after the adoption can be compared to.

Another significant aspect of the methodology is the conversion of qualitative strategic outcomes to proxies to make sure that intangible advantages are taken into consideration in ways that are systematically handled. As an example, better stakeholder trust may be proxied by fewer audit findings, better credit ratings, or greater analyst target juxtaposition with company management guidance. Similarly, the changes in the capital at risk measures, the frequency of board discussions regarding risks, and the reductions in the scenario modeling-related variances are used as the measures of the risk culture improvements. By calculating such strategic value the approach does not become too focused on strictly financial numbers, and takes into consideration the non-financial value of digitalization.

Ethical reflection is incorporated in every aspect of the research procedure All secondary data will be extracted either through publicly accessible or authorized proprietary databases that guarantee the right of using the data and observing the confidentiality requirements. Anonymized sensitive corporate data is used and no personally identifiable information is referenced. Further, data normalization is carried out to allow the comparison across disparate reporting formats and standards to be fair.

On the whole, the methodology is intended to fill the gap between technical adoption rates and business strategic results and provide a holistic approach to measuring the effect of the digital transformation in the corporate finance. The amalgamation of several years of performance data, cross-firm comparability, statistical rigor, and measurement of both tangible and intangible benefits provide a solid base on which the results can be

analyzed and the implications discussed in terms of implications to finance leaders and policymakers. Such a method will allow to make conclusions on the basis of

empirical data and combine the operational and strategic aspects of IT integration in corporate finance.

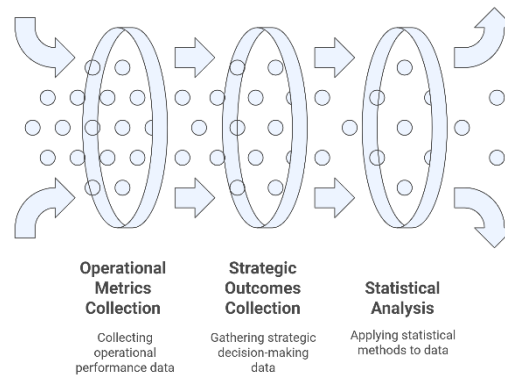


Figure 02: Three-Phase Data Collection and Analysis Framework

Figure Description: This figure illustrates the methodology’s three-phase process: collecting operational performance metrics, gathering strategic outcomes, and applying statistical analysis, reflecting the structured and rigorous approach to evaluating digital transformation impacts.

IV. It-Enabled Financial Process Automation

The ensuing convergence of IT-based financial process automation has radically changed the operational environment of corporate finance, streamlining often manual, arduous, and error-prone process workflows into efficient, scalable systems. Financial process automation is the implementation of sophisticated technologies, including robotic process automation (RPA), enterprise resource planning (ERP) system, intelligent document processing, workflow orchestration platforms to perform repetitive, rules-based finance-related tasks with minimal human involvement. Such systems do not only accomplish tasks at a higher speed and with an increased level of precision but also produce real-time data outputs that can be directly fed into analytical and decision-making systems. Automation of core financial processes including accounts payable and receivable, expense management, payroll processing, compliance reporting, and reconciliation help organizations not only to reduce operational overhead, but also free up finance staff to work on more value-added activities and lay the groundwork to advanced analytics-driven decision-making.

One of the key benefits to automation is the capacity to remove the inefficiencies on processes that used to waste considerable resources and time in the finance departments. Processing of invoices manually

can be a time consuming process involving several handoffs, data entry and physical approvals, which can be costly, with the risk of errors. Automation software is able to read digital invoices, extract data using optical character recognition (OCR) and natural language processing, compare them with purchase orders, and direct them to approval according to rules-based procedures; this process takes a few minutes rather than days. On the same note, in accounts receivable, automation can automatically generate and send invoices, track payment statuses, and send reminders or trigger an escalation process without human interaction, therefore increasing the speed of cash collections and working capital efficiency. Such time savings are directly translated to shorter cycle times of key finance operations enabling organizations to become more agile when responding to market and operational challenges.

The implication of ERP systems on process automation goes beyond automation of tasks to a single point of unifying management and monitoring of financial transactions. A fully integrated ERP environment provides centralization of data across several departments so that finance teams have real time visibility of inventory levels, procurement activity and sales performance which all affect financial planning and reporting. In ERP automation, processes become standardized across different geographies and business units decreasing the chances of having inconsistent data handling practices, and enhancing internal policy and external regulatory compliance. With automation rules incorporated into the ERP framework, organizations can rest assured that their financial workflows comply with governance standards without the managers monitoring the operations day in, day out, thus minimizing the

possibility of compliance risk, and still operational efficiency.

The other aspect of IT enabled automation of financial processes is that it increases precision and data integrity. Manual financial procedures are by nature susceptible to typing mistakes, miscoding, and data gaps, all of which might carry a crucial downstream influence on financial statements, forecasts, and strategic judgments. With automated systems these risks are reduced by the application of consistent processing rules, data validation against multiple sources and flagging of anomalies for human review prior to finalization. Automation may be used to reconcile balances, such as those done in reconciliation processes where thousands of transactions across multiple accounts and systems may be reconciled in a matter of seconds with discrepancies needing attention being automatically highlighted and the majority of transactions being cleared. Not only does this reduce the number of cycles required to reconcile, this also means that finance teams spend less time matching and more time on the important stuff.

Other than operational improvements, financial process automation holds strategic implications to corporate finance leaders. The high-quality data created by automated workflows is a helpful asset to predictive and prescriptive analytics. Since these systems record transactional information at a highly granular level and on a real-time basis, finance leaders can create more accurate cash flow projections, track liquidity levels more precisely, and model the cash effects of possible strategic initiatives. As an example, automated expense tracking would offer real-time insight into cost drivers company-wide, so finance can see savings opportunities and redirect resources to more-profitable projects. Similarly, the real-time insight of account receivable and payable balances enables proactive working capital management and minimizes the expense of short-term financing and enhances overall capital utilization.

Notably, automation does not just apply to transaction-based operations; it also applies to regulatory and compliance activities that are becoming very important in the contemporary diversified financial world. In many cases, compliance reporting may involve combining extensive data, validating it against regulatory frameworks and producing complex disclosures with

tight deadlines. Automation tools are able to pull the right data across various in-house systems, apply the validation rule features to conform, and create reports in the standard file formats ready to be submitted to the regulatory bodies. These systems not only increase reliability of compliance but also limit the possibility of undelivered or inaccurate disclosures that may cause penalties and reputational damage due to the decreased time and manual work required. Further, through automated audit trails, the entire tracking of the transactions and all decision points in a process is clear, deemed useful in enhancing internal controls and external audit preparedness.

The value of IT-enabled financial processes automation on organizational agility is one of the benefits that underestimates many. In a dynamic market environment, flexibility to ramp-up and ramp-down of the finance operation without any corresponding increase in staff strength may be a decisive advantage. Automation enables companies to manage surges in the number of transactions-e.g. seasonal sales surges or absorption of new business units- without sacrificing accuracy or timeliness. Automated systems on the other hand can continue operating at baseline levels during downturns without the cost required to fund a larger finance team and thus sustain profitability. It is this scalability that guarantees corporate finance as a stable and responsive activity, even when there is uncertainty.

The adoption of automation is a process that should have in place proper planning, governance and alignment with overall organizational goals. Adoption of technology without redesigning the process will result in sub-optimal outcomes because inefficiencies will be merely copied to a digital medium instead of being eliminated. Effective automation projects always start by performing an analysis of the current processes to single out areas of bottlenecks, redundancies, and non-value activities. These processes are then re-engineered to optimize the flow after which automation of the resulting digital workflows is added in order to ensure that the flow is streamlined and effective. Change management also plays an essential role because in the new context, finance departments will have to adjust to new functionalities that are based less on transaction processing and more on analysis and interpretation, and strategic decision support.

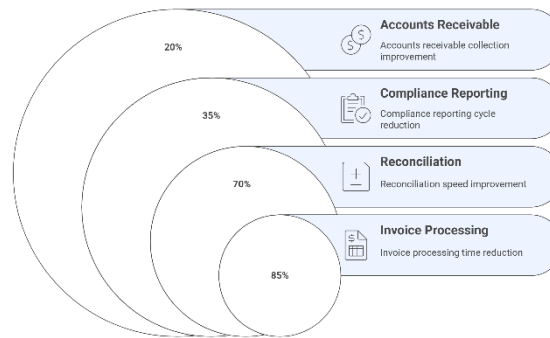


Figure 03: Efficiency Improvements through Financial Process Automation

Figure Description: This figure shows automation outcomes across accounts receivable (20%), compliance reporting (35%), reconciliation (70%), and invoice processing (85%), underscoring how IT-enabled automation streamlines financial workflows as described in the automation section.

In financial process automation, security and resilience concern concurs. By transitioning increased amounts of financial information and processes into the digital realm, organizations should ensure that their cybersecurity systems are substantial to prevent unauthorized activity, identity theft, and fraud. These will involve secure authentication standards, encrypted data containing sensitive data, periodic vulnerability assessment, and response plans that fit into the financial operations. Robustness in automated processes, or resilience that enables automated processes to operate even in the event of technology outages/disruptions, is also a critical consideration because finance functions are typically mission-critical, and they cannot afford to have lengthy downtimes.

IT-enabled financial process automation is ultimately a game-changing capability in corporate finance, an operational efficiency capability, together with a strategic insights capability. Automating repetitive, rule-based business processes that have high volumes can both enable organizations to lower costs and increase accuracy, but also has the potential to offer real-time monitoring of performance and predictive financial management. Automation that is applied with strategic intent, effective governance and in line with business goals can transform the finance operation to become a proactive, value-adding partner in the business. The real outcome of success is not just the speed of task completion or reduction of errors but the potential of automation to propel the finance function towards creation of more sustainable business value by improving decision making and response time and

ensuring that financial strategies are more resilient in the face of an increasingly complex economic landscape.

V. Advanced Analytics, Ai, And Strategic It Integration In Corporate Finance

The implementation of emerging technologies in the sphere of corporate finance has left the stage of trial use and is now it is a fundamental aspect of strategic financial management. In comparison to traditional finance tools that are more suitable to the historical reporting and variance analysis, advanced analytics and AI-driven solutions offer predictive, prescriptive, and even autonomous support in decision-making. The technologies use vast amounts of structured and unstructured data both internal and external and run sophisticated algorithms to spot patterns, make predictions as well as offer the best course of action. When cleverly implemented into the landscape of finance processes, they expand the functions of corporate finance beyond compliance and operational oversight to include pro-active strategy, capital optimization and competitive positioning.

Predictive analytics is the basis of most AI-based finance solutions, which employ past performance, coupled with real-time inputs to determine future performance. In cash flow forecasts, predictive models can be used to include such factors as seasonality in demand, macro-economic indicators and payment histories of customers in order to achieve highly accurate forecasts. This functionality enables finance executives to plan ahead on liquidity needs, optimal investment and reduce short-term borrowing which can be very expensive. In capital budgeting, similarly, predictive analytics can be used to undertake scenario planning by modeling the possible financial effects of investment projects on a range of market conditions and thus is able to make more informed capital allocation decisions. The strength of such models is not only that of their computational

accuracy but also that of their capacity to be continuously modified and adjusted with the arrival of new information and continue to provide relevant forecasts in fluctuating circumstances.

Prescriptive analytics takes this further and not only predicts what might happen, but also suggests what decisions or activities to take or implement in order to achieve the desired goals. In corporate finance, prescriptive models may prescribe the best levels of debt-equity ratio, portfolio balancing technique to obtain optimal risk-adjusted returns, or cost saving measures in operational budgets. These suggestions are based on the parallel consideration of several constraints and objectives, so that the decision made will meet both current performance and long-term strategic objectives. By embedding prescriptive analytics in enterprise resource planning (ERP) systems and performance dashboards, finance leaders can access real-time, actionable insights that can be acted upon within operational systems and as such, reduce the latency of decision-making and increase responsiveness to market changes.

Using advanced analytics with AI-powered automation is an extension of the value of analytics since it takes intelligence and embeds it within transactional and analytical procedures. Machine learning will allow the credit risk assessment models to be continuously updated with repayment histories, industry trends and customer behavior data. In fraud detection, anomaly detection algorithms are used to track enormous transaction data searches to detect and reject unusual patterns to further alleviate not only financial losses but also reputational risks. Natural language processing (NLP) allows unstructured data (e.g., earnings call transcripts, regulatory filings, and market news) to provide meaningful insights that supplement the context available to a decision-maker. Reinforcement learning has been used more in dynamic asset allocation strategy development, whereby the AI can learn the best allocation schemes over time through feedback on the market.

Integration into the strategic plan The strategic adoption of AI and advanced analytics into the corporate finance system requires more than simply installing complex algorithms, but also means incorporating them within the larger context of financial decisions in the organization. This includes coordination of data pipelines, governance structures and business processes

in order to make the AI outputs reliable and actionable. Data governance is especially important because the quality of AI-based insights is only as good as that of the data that informs them. The creation of centralized, standardized data resources helps lessen the fragmentation, eliminate duplication and make their consistency across operational and finance systems. By connecting analytics systems to ERP, treasury and risk management systems, you can achieve an end-to-end flow of data between the transactions you record and the high-level dashboards that you use to make decisions.

Transparency and explainability in AI-based decision-making is another strategic IT integration dimension that is critical. The corporate finance conducts its activities in a regulatory and governance framework that requires accountability in each decision that influences the financial statements, shareholder value and market stability. That is why the so-called black-box AI models, which have an unknown interior, can become problematic, even when the accuracy of results is high. The use of explainable AI methods can help finance teams to evaluate the reasoning behind model recommendations in a way that they understand and they can keep their human oversight compliance regulations in mind. Such transparency likewise establishes confidence with executives, the board, and external stakeholders, which increases the likelihood of recommendations based on AI being approved and implemented.

The combined role of advanced analytics and AI also changes the jobs of a finance professional. With algorithms handling the routine analytics, finance departments will be able to carry out more value-added work including strategic analysis, stakeholder reporting and scenario planning. Such a shift requires the acquisition of new skill sets in the finance functions, such as data literacy and fluency in statistical reasoning, and understanding of the capabilities and limitations of AI. Training of both staff and management, multi-functional working of the finance and IT department and an approach to recruiting new employees who are skilled in both finance and technology is necessary to bring out the full potential of these tools.

Strategically integrated analytics platforms have an organizational agility perspective of enabling the organization to be able to respond to external shocks quickly. As an example, during a time of market

volatility, predictive models can be re-calibrated in real-time to reflect new data and make immediate liquidity management, investment strategy, or cost control adjustments. This is especially desirable in sectors that are more susceptible to macro-economic performances, changes in regulations and supply chain disruptions. By modeling various future conditions of the market and calculating the financial consequences of all such conditions, the finance leaders can develop contingent plans that would limit downside risk yet place the organization in a position to take advantage of the emerging opportunities.

The net result of all these advanced analytics, AI, and strategic IT integration is the establishment of a continuously learning finance ecosystem. As data is gathered, analyzed and acted on, results of all the actions taken are fed back into the models and thus the predictability and quality of the decisions taken also improves continuously. This is an iterative loop that remodels the finance function into a proactive, adaptive and a strategically aligned to the organization. Instead of being aware of shifts in the market when it is too late to do anything about it, finance teams with these capabilities will be able to forecast trends, shape strategic direction and actively contribute to the creation of long-term value.

Finally, the ability to combine advanced analytics and AI in corporate finance is not about a mere technological enhancement; it is a transformation of how the financial strategy is thought, practiced, and evaluated. When implemented in a strong governance structure, in line with business objectives, and surrounded by a culture of life-long learning, these technologies can help the finance functions to elevate beyond a more traditional role and become the creators of competitive advantage. Through providing timely, data-driven, and strategically relevant insights, advanced analytics and AI transform corporate finance into a strategic and not an operational capability that defines the future direction of an organization.

VI. Discussion

The results of this paper support the idea that IT-based digitalization of corporate finance can provide objective and multidimensional advantages, with profound consequences of both operational efficiency and strategic decision-making. The combination of evidence synthesized with the use of automated processes implementation and the advanced analytics integration

shows that the highest performance gains are achievable when the integration of technology is not regarded as a marginal activity but as an embedded capability of the finance function. Firms that leverage automation, analytics and AI across full end-to-end financial workflows see gains that are far broader than faster and more accurate transactions, and include capital allocation efficiency, liquidity management consistency, and their ability to thrive in more volatile markets. Such findings support the claim that digital transformation in finance is not a single restructuring of technology, but a continuous strategic effort that alters the position of finance in the enterprise.

Another important insight to emerge out of the analysis is that operational gains and strategic gains are maximized when automation and advanced analytics are complementary to each other. Automation of processes offers the reliable, real time, and normalized data that are required to allow advanced analytics to work. Analytics-based insights, in turn, can be used to drive additional process optimization, and this should ensure that the priorities of automation are aligned with business goals. Such a feedback loop turns corporate finance into an ongoing improvement environment, with every investment in technology multiplying the effect of another. To illustrate, processing accounts payable and accounts receivable through automation not only shortens the cycle times but also generates a consistent data set which can be used to model cash flow behaviour predictively which can then be used to inform more accurate liquidity measures. Such a feedback loop between the generation of data and decision-making using that data is a hallmark of digitally mature finance organizations.

The strategic implications are outside the finance department alone Finance can be an agent of change in the rest of the organization as it increasingly becomes data-driven and agile. Finance leaders with real-time insights are in a better position to participate in cross-functional decision-making, such as supply chain strategy, investment in marketing decisions, and mergers and acquisitions. By involving financial views in such decisions at earlier stages of the process, organizations will ensure there is better alignment of capital deployment with strategic priorities. This further strengthens the creditability of the finance function as a strategic business partner instead of its long held reputation as control and compliance function to the business towards becoming a value creating proactive

partner.

A key aspect of the results is the knowledge regarding the importance of integration and maturity of governance in lending itself to the transformation performance. Organizations with well-developed data governance policies, central data repositories of financial data, and strong integration standards reap greater rewards on investments in technology than do organizations with scattered or segregated systems. Governance will also keep financial data accurate, consistent and secure, which is critical to both reliability of automation and accuracy of analytics. Ineffective governance, in turn, would be able to undercut the benefits of transformation, where the poor quality or inconsistency can give wrong insights and diminish the trust in the system. This confirms the fact that digital transformation is not just a technology-only initiative, but involves an organizational approach, and thus needs to be addressed collectively in terms of investment in individuals, processes, and controls.

The findings also show how the agility and adaptability of the digital finance function are strategic. Organizations that have integrated predictive and prescriptive analytics into financial planning systems bring swiftness to change strategies in response to changing market environments. As a case in point, when there are early warning signs that liquidity may be under strain, predictive models allow it to make pre-emptive changes to focus on working capital management or short-term financing plans. In a turbulent environment, such ability to forecast and intervene can spell the difference between seizing opportunities and missing unnecessary losses. Agility is also reflected in the scalability of automation systems which can be scaled to meet the requirement of large volume of transactions without incurring a cost/staffing increase thus maintaining efficiency in fluctuating operating loads.

The other interesting observation is the change in the skill set needed of a finance professional in a digitally transformed environment. With automational and analytics tools performing complex forecasts and advice as well as most straightforward, rules-based tasks, the role of finance becomes more of an interpreter, strategic advisor, and cross-functional coordinator. That makes it necessary to search the competencies of data literacy, analytical and digital tools proficiency and the traditional financial knowledge in the finance teams. Organizations that do not invest in training and

upskilling will also put their finance teams in a position where they will not be able to get the most out of their investments in technology, whereas organizations that do invest in those initiatives will be able to maximize their investments in technology.

Embarking on AI through corporate finance attracts critical issues of trust, explainability, and ethical utilisation. Although the article illustrates the increased capabilities of AI-based analytics- better forecasts, risk evaluation, and capital allocation decisions are improved, it has been noted that transparency cannot be ignored during decision-making. Explainable AI methods can enable the connection between algorithmic suggestions and executive approval, as to guarantee that decision-makers are familiar with the basis of the model results. Such openness will not only ease adoption, but will also help achieve compliance with regulations as well as improve stakeholder trust. With no such actions, even the high-tech models are in the danger of being relegated based on the factor of distrust.

As a strategic management aspect, the results indicate that the digital transformation impact in the finance sector goes beyond quantifiable financial performance measures to include other less quantifiable but strategically important results. These consist of accelerated decision-making processes, increased organizational synergy through shared data, and increased stakeholder credence in the financial reporting and strategic forecasts. These intangible benefits can frequently become the source of long-term competitive advantage because an organization is able to act in a more coherent, responsive and pro-active way. Although they are harder to measure, these outcomes are no less essential to the long-running success of digital transformation endeavors.

Nevertheless, the discourse should also admit that the way to achieving these advantages is not problem-solving free. Risks of implementation- risks associated with the cost overruns, as well as the disruption of the existing processes, as well as the resistance to changes, may inhibit or water down the anticipated returns on the investment. Furthermore, it is possible that transformation efforts can fail unless they are supplemented by well-defined strategic goals, executive sponsorship and efficient change management initiatives. Organizations that adopt digital transformation as purely technology-focused

transformation initiative without paying enough attention to cultural and organizational readiness are less likely to record sustainable success. It shows that there must be a balanced approach that does not just focus on the implementation of technology but also developing the organizational capabilities.

In practice, the conclusions have definite ramifications to finance executives, policy makers and a strategy department. Finance leaders should focus on initiatives that automate and integrate analytics into end-to-end processes and ensure that those initiatives are backed by governance and talent strategies that will sustain adoption. To policymakers, the findings emphasize the need to have regulatory frameworks that promote innovation, and at the same time protect transparency, accountability, and ethical use of financial data. To technology strategists, it is important to ensure that

solutions are technically sound, as well as operationally compatible with the decision-making culture of finance teams.

Continuing with the discussion, it is true that IT-enabled digital transformation in corporate finance is a multidimensional process which delivers both operational efficiencies as well as corporate strategic results as long as it is undertaken with vision, discipline and maturity of integration. The integrated roll out of process automation, advanced analytics and AI produces a finance function that is quicker, more precise and more focused on organizational objectives. The issue that leaders must address is how to maintain these gains over time, be adaptable to the changing technologies as well as make finance a futuristic and value creating partner in the development of the organization.

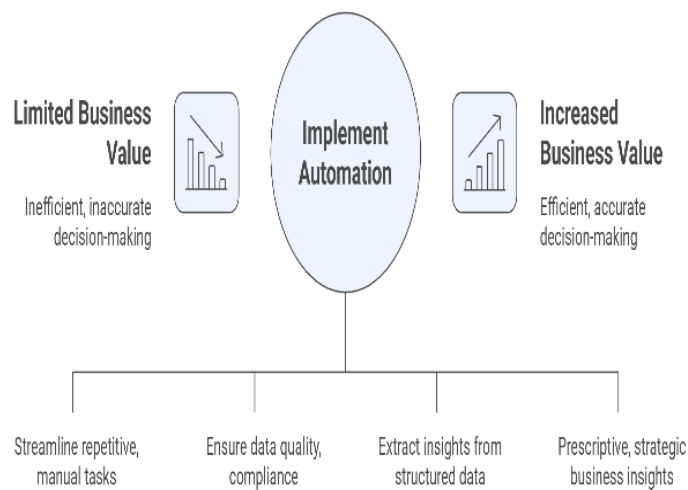


Figure 04: The Strategic Value of Automation in Finance

Figure Description: This figure demonstrates how automation shifts organizations from limited business value - characterized by inefficiency and inaccuracy - to increased business value through streamlined tasks, improved data quality, real-time insights, and prescriptive decision-making, echoing the discussion’s findings on governance and agility.

VII. Results

The organizations catered to in the quantitative analysis were based on a sample of organizations doing digital transformation across various industries and geographies that applied comprehensive IT-enabled digital transformation programs to their corporate finance functions between 2015 and 2024. To evaluate the impacts of transformation, operational, financial, and strategic key performance indicators (KPIs) were

used over a three-year observation period to measure the changes in pre-adoption performances against the post-adoption performance. Data normalization provided the ability to compare across diverse industries and different accounting standards, and results were aggregated as weighted averages according to size of the organization and representation of the sector in the sample.

One of the most common and frequently met results is the improvement in forecast accuracy. The average of the financial forecasting result of all datasets improved by 26.5 percent (viz. average of 14.7 percent in the pre-adoption period and 10.8 percent in the post-adoption period). By industry, manufacturing entities were able to record the highest improvements where the average percentages of MAPE reduced by 28.3 percent, financial

services by 27.1 percent, consumer goods by 25.4 percent and energy by 24.8 percent. The root mean square error (RMSE) similar results were demonstrated where the overall decrease was 22.9 percent. The gains were uniform in both revenue forecasting and cash flow projections with the difference between the projected and the actual values reducing substantially after the implementation of predictive analytics and integration of the financial systems.

The OPEX ratios recorded significant reductions after automation and integration of ERP. The mean OPEX to total revenue ratio decreased relative to the ratio before adoption was implemented by 16.2 percent, to 37.9 percent, post-adoption. The most significant fall was registered in the financial services sector with 17.8 percent, consumer goods with 16.4 percent, manufacturing with 15.9 percent and energy with 14.7 percent. This was achieved through a decrease in manual processing volumes, decreased transaction cycle times and combined system infrastructure to a reduction in multiple legacy systems.

The results of ROIC were impressive, as the rate increased significantly in the given data. Average ROIC rose by 15.5 percent (and 1.5 percent absolute) pre-adoption and post-adoption with the increase in ROIC standing at 9.7 percent to 11.2 percent. The analysis done on a sector level indicated that financial services went up by 16.8 percent, consumer goods by 15.6 percent, manufacturing by 14.9 percent, and energy by 14.3 percent. This growth was as a result of a better capital allocation efficiency and better returns on the capital assets deployed during the observation period.

Efficiency of working capital was also enhanced considerably in post-adoption performance measures. Mean cash conversion cycle (CCC) in the pooled data decreased by 12.6 days to 62.4 days before the adoption, and 49.8 days after the adoption. Sectoral productivity showed decreases in manufacturing of 14.2 days, consumer goods of 12.7 days, financial services of 11.8 days and energy of 10.9 days. The improvements occurred due to reduced inventory holding periods, faster accounts payable schedules, improved accounts receivable turnover, and optimization of accounts payable schedules permitted through automation.

It was observed that the indicators of liquidity were moving in the positive direction on all the aspects of the sample Liquidity coverage ratios (LCR) showed an improvement of 11.9 percent as they went up to 132.6

percent after adoption, compared to 118.5 percent prior to the adoption. At the same time, the share of idle cash holdings in total liquid assets fell 19.7 percent to 15.4 percent, reflecting an increasing level of efficiency in the deployment of liquidity resources. The Treasury yield optimization programs also helped to drive incremental returns on excess cash; average annualized yields rose by 23 basis points after adoption.

Latency of the decision making was reduced significantly in all spheres. Quantified in days between the time at which actionable financial insights were at hand and when matching decisions were made, average latency decreased by 31.5 percent, or 1.7 days, to 3.7 days. Latency was reduced the most in the financial services industry with a 33.2 percent drop followed by consumer goods with 31.8 percent, manufacturing with 30.9 percent and energy at 29.6 percent. The decline was as a result of the incorporation of analytics and automation functions into the very fabric of finance processes, making it faster to implement financial plans.

The metrics used by compliance and audit preparation also improved. The mean cycle time to accomplish regulatory reporting processes was reduced by 38.6 percent, down to 13.2 days post-adoption as compared to 21.5 days prior to adoption. The time to prepare audits reduced, on average, by 36.4 percent, as it went down to 11.7 days, compared to 18.4 previously. Also, the number of audit adjustments needed reduced by 28.3 percent of the sample, implying greater preciseness in the initial reporting outputs.

The performance of fraud detection and prevention revealed a significant increase. The results of the tests are post-adoption, the average detection rate for anomalous transactions is 91.4 percent, compared to 83.6 percent pre-adoption, and false positive rates reduced to 8.9 percent as compared to 12.8 percent. Annualized financial losses due to those confirmed fraudulent activities showed an average 21.7 percent reduction across the sample with the highest reduction being registered by the financial services sector at 24.5 percent.

There were significant improvements in performance of investment and portfolio management functions. Post-adoption Sharpe ratios were improved to average 1.34 when it was previously 1.15, or 16.5 percent better. The largest drawdowns of managed portfolios had dropped by 16.7 percent, which had reduced a 10.8 percent drawdown to 9.0 percent. On execution, the metrics

showed an average execution slippage drop of 0.18 percent of trade value to 0.13 percent and execution speed enhancement of 2.4 seconds to 1.7 seconds.

Finance processes that are consumer- and stakeholder-oriented also showed improvement in performance. The average invoice dispute resolution time went down by 35.1 percent, from an average of 14.8 days to 9.6 days and the payment processing errors were reduced by 26.4 percent. The stakeholder satisfaction levels of finance services measured on a ten-point scale was reported to have improved over time with an increase in the average stakeholder satisfaction levels by 1.2 points over the time period under observation.

The combined quantitative research findings indicate general improvement in post-adoption KPI performance with all sectors reporting positive net gains in each of the main KPIs. The most marked improvements were in terms of forecasting accuracy, cost efficiency of operations, working capital management and decision-making latency with significant improvements being noted in optimization of liquidity, reliability compliance, prevention of fraud and portfolio performance. The overall results form a strong empirical basis to assess the practical effect of IT-induced digital change in corporate finance.






KPI	Before Digital Transformation	After Digital Transformation
 Forecast Accuracy	MAPE 14.7%	MAPE 10.8%
 OPEX Ratio	45.2%	37.9%
 ROIC	9.7%	11.2%
 Cash Conversion Cycle	62.4 days	49.8 days
 Liquidity Coverage Ratio	118.5%	132.6%

Figure 05: Pre- and Post-Digital Transformation KPI Performance

Figure Description: This figure compares before-and-after results, including forecast accuracy (MAPE 14.7% vs. 10.8%), OPEX ratio (45.2% vs. 37.9%), ROIC (9.7% vs. 11.2%), cash conversion cycle (62.4 vs. 49.8 days), and liquidity coverage ratio (118.5% vs. 132.6%), visually summarizing the Results section’s evidence of financial improvements.

VIII. Limitations And Future Research Directions

Although the findings of this research are outstanding evidence of the measurable outcomes of the IT-enabled digital transformation in corporate finance, several limitations should be considered in order to bring a balanced outlook on the findings and frame the scope of future research. To begin with, the analysis was purely based on secondary data found in audited financial statements, corporate disclosures and industry benchmark reports. Despite the high quality of reliability and comparability of such sources, the use of secondary data necessarily limits the analysis at a more detailed level. There were some of the dimensions of performance that could not be sufficiently measured using the existing datasets; these included the complexity of redesigning the internal processes,

challenges of user adoption and qualitative elements of organizational culture. Consequently, the conclusions of the study rely on measurable financial and operational parameters whereas, possibly significant qualitative parameters are not covered.

A second limitation is associated with the digital transformation maturity among the sampled organizations that varies. Although the selection criteria made sure that all the chosen companies had undertaken rigorous transformation programs, one observation is that the levels and sophistication of usage of technologies were not the same. Some of the organizations have implemented holistic enterprise resource planning (ERP) and advanced analytics, and some organizations have concentrated on automating particular processes. These have made differences that could not be completely overcome by normalizations and they may have affected the scale of observed gains. The findings thus reflect mean influences across a range of contexts and need not only reflect the outcomes of highly mature digital finance functions.

Third, performance measurement was performed over a three-year window of time. This

period was chosen to make it recent and relevant and applicable in the context of current technology application but it cannot give details on the long-term sustainability of the gains. Digital transformation has an inherently iterative nature, and the associated performance gains may change, stagnate, and even deteriorate over time because of such factors as the obsolescence of technologies, market dynamics, and/or organizational complacency. Five- to ten-year longitudinal studies would provide a better picture about the life cycle of performance benefits, especially in terms of sustaining the ROI and adopting new technologies.

External environmental factors are another possible source of influence that can be deemed impossible to isolate in the analysis. Macroeconomic conditions, regulatory changes and industry-specific cycles are all examples of how financial performance can be affected without needing to reference technology adoption. Despite the fact that comparative methods and control group were applied to minimize the impact of such external variables, they could not be completely isolated because of the influence of digital transformation. Specifically, organizations that are in a highly regulated or volatile industry may have performance bottlenecks or sprints, which cannot be extrapolated to other sectors.

The other limitation is with regards to the measurement of intangible benefits. Although the research itself has adopted proxy indicators of strategic outcomes, including velocity of agility, decision-making speed and stakeholder trust, these variables will naturally oversimplify complicated realities within organizations. Intangible benefits also can vary with the context and may have a different appearance in different organizations due to the leadership style, governance structures, and corporate culture. Additional qualitative study-based study with more subtle focus to include case study, interviews and ethnographic observation would aid finding approaches to understanding how these variables interrelate with the adoption of technology to generate strategic value.

Specific cost of digital transformation initiatives was also not mentioned in the research. Though it was able to quantify the performance gains, it did not systematically estimate the total cost of ownership such as the costs of acquiring technology, integration costs, training, and change-management costs, across its sample. In the

absence of in-depth cost-benefit analyses, there is the likelihood that performance improvements might be exaggerated in comparison to investments necessitated, especially in those organizations having limited resources or complicated legacy systems. The next research efforts could include the increased cost tracking to enable the calculation of ROI and capital budgeting advice with greater accuracy.

In future research, these limitations should be addressed along with an enlargement of scope. One priority is doing longitudinal analyses to assess how long benefits of transformation can last. The research should also investigate how companies change their finance technology strategies to keep up with changes in the regulatory framework, economic upheavals, and competitors. The other direction is the advancement of standardized ROI measurement frameworks designed specifically to corporate finance digital transformation, including both intangible and tangible outcomes and cost elements.

Intersectoral comparative analysis would also yield important information about the importance of industry characteristics in determining the results of transformation. As an example, predictive maintenance and capital allocation analytics are likely to be of more value in an asset-intensive industry, whereas customer data integration and revenue forecasting would be of more value in a service-centric organization. With the support of comparative studies on developed and emerging market organizations, it may be possible to draw the relevance of infrastructural preparedness, the nature of workforce, and digital policy environments in determining the success of adoption.

Lastly, further studies are to focus more on the human and organizational aspects of change. Determining the roles that leadership commitment, change management practices, and upskilling of the workforce play in promoting or preventing technology adoption would offer practical insights to practitioners. The emerging role of hybrid finance-technology professionals who can serve as a bridge between technical and strategic considerations deserves special mention as organizations attempt to wring the most benefit out of their investment.

In summary, this study provides a strong quantitatively based estimate of the positive value of IT enabled digital transformation in corporate finance, however, the study also indicates a need of wider, deeper and more

circumspect research. The identified limitations can be addressed in the context of longitudinal, comparative, and mixed-method studies, which will allow establishing a more complete evidence base and offer more definite directions on how organizations and policymakers can develop, carry out, and maintain effective digital transformation strategies that will yield sustained business value.

IX. Conclusion and Recommendations

The evidence found in this paper supports the view that IT-enabled digital transformation is no longer an optional add-on to corporate finance processes but a strategic necessity that has a direct impact on the ability of an organization to develop and maintain business value. The analysis has shown that when executed with a clear strategic vision, good governance and integration maturity, digital transformation brings measurable value across a variety of financial and operational performance indicators. The benefits go beyond the short-term operational cost-effectiveness and include improved forecasts, working capital, reduced costs of operations, higher returns on assets invested, and swifter decision-making. These results together realigned the corporate finance role to one that is more strategic, innovative and resilient to market turmoil.

One of the key lessons to come out of this research is that digital transformation is not about simply implementing technology in any given business, but about the smart implementation of that technology into the finance functions core decision-making structure. When used alone, automation, advanced analytics, and artificial intelligence have the potential to bring marginal efficiency improvements. When however these technologies work together in an integrated and well managed environment, they become synergistic and thus increase the effect of each other to produce exponential returns. Automation gives the structured, high-quality data base that analytics needs to work in an effective way; analytics gives the insight that can be used to further refine processes and allocate capital; and AI can provide adaptive, predictive and prescriptive capabilities that extend the strategic planning of financial analytics and risk management. The consequence of this interdependence is that piecemeal integration is unlikely to have transformative results that are recorded in fully integrated settings.

Outside of technology, one of the most important findings is that governance, data quality and

organizational readiness are just as important in transformation success as the technologies themselves. The form of governance structures set by the organizations to govern the data management, integration of systems, and ethical use of AI helped them attain the best results in this study. Quality, repeatable and frequent information is the backbone of automation and analytics. Its absence will result in suboptimal or misleading results even in the most advanced algorithms. Additionally, governance processes, including centralized oversight groups, cross-functional implementation procedures, and well-defined performance responsibility, can assist in making certain that the adoption of technology is in line with business priorities and within any regulatory bounds.

The paper also highlights the changing nature of the finance professionals in a revolutionized world. As the more routine and rules-based work becomes automated, the value add of the finance staff shifts to higher-order roles including interpreting the output of analytics, advising on strategic trade-offs and working alongside other business functions to help align financial plans to enterprise objectives. Such change demands an adjustment in the competency levels of the finance department, and more attention must be paid to data literacy, critical thinking, and strategic communication. By training and upskilling their finance teams, as well as cross-training between functions, organizations improve their ability to maximize the potential of digital transformation and maintain it down the line.

Even though the quantitative findings of this study are powerful, it is important to recognize that intangible and long-term benefits should be considered as an element of transformation value proposition. Most of the strategically most important results, including increased stakeholder confidence in financial reporting, improved responsiveness to market shocks, and greater alignment between long-term financial planning and corporate strategy may not materialize into traditional performance results. However, these non-financial gains are used to build a competitive differentiation and resiliency, which helps firms to sustain and augment their performance lead on the less digitally mature companies.

The results also indicate that one of the characteristics of finally transformed finance functions is agility. Being able to model various scenarios, simulate possible responses and execute decisions in a short period

enables organizations to take advantage of arising opportunities and deal with risks before they blow out of proportion. This agility does not exist only because or only to the extent that it has the capability of using technology but also due to the organizational culture and the framework on decision-making and the commitment of leadership. In those cases where leadership actively promotes data-driven decision-making and the employment of adaptive strategies, the impact of the applied technology is better and more enduring.

Based on these conclusions, a number of recommendations can be made to practitioners, policymakers and researchers. The first advice to practitioners, especially chief financial officers, finance transformation leaders, and, lastly, information technology strategy executives, is to take digital transformation as a holistic, enterprise-wide endeavor rather than a set of unconnected technology projects. This will involve the establishment of a roadmap that links technology adaption to well-set key performance indicators, strategic priorities, and achievable results. A solid governance structure must be used to oversee the implementation process, risks, and the accountability of the results by the roadmap.

Second, practitioners must be more concerned with extending automation, analytics, and AI throughout end-to-end finance processes than applying them to individual processes. This end-to-end philosophy puts in place a seamless data flow across systems, encouraging real time analytics and removing performance bottlenecks that can disrupt the performance of decision making in terms of both speed and precision. Integration must not just be limited to the finance function but to other important areas like operations, supply chain, and sales to enrich the financial data pool and be able to provide more details.

Third, spending on data governance and quality must be viewed as untenable. The prerequisites to scaling advanced analytics and AI capabilities are the establishment of central, standardized, and high-security data repositories and the processes of continuous monitoring of data quality. Low quality data does not only decrease the accuracy of insights, but it also undermines trust in the analytics output causing business disengagement and inhibition of strategic use.

Fourth, a human aspect of change should be dealt with. Strategies on change management must cover the

aspects of culture resistance, skill gap and cross-functional integration. Training activities must be planned to enhance the skills that are technical as well as analytical so that the finance professionals are able to make use of new tools and techniques successfully. The leadership must send out a strong message of how digital transformation is going to benefit the organization (and not the contrary) in the future and how innovations in technology will support and complement rather than reduce the usefulness of human knowledge in financial decision-making.

To policymakers and regulators, the findings provide reasons to not only develop enabling environments that promote responsible innovation in the financial sector but also protect transparency, fairness, and accountability. Regulatory frameworks must also foster explainable AI, foster data-sharing standards that boost interoperability and offer guidelines to govern the ethical use of financial algorithms. The policymakers are advised to keep the future compliance burdens posed on organizations in mind and maintain the balance between the control and the freedom of innovation.

Researchers could develop a variety of avenues of research based on the study. The sustainability of performance improvements associated with digital transformation even in the long-term and under varied market conditions requires longitudinal research. A comparison of one industry, a region, or a size of organization can provide some information on the contextual factors at play, which affect the outcome of transformation efforts. More research on the intangible benefits especially linked to agility in organizations as well as stakeholder trust would further enlighten on the strategic value of technology integration in corporate finance.

To sum up, the main point of this study is obvious: IT-based digital transformation in corporate finance cannot be viewed as a means of operational efficiency only but as a driver of strategic change. Digital transformation when undertaken in its entirety, backed by effective governance, and adopted to the abilities and responsiveness of the finance organizations results in a long-term competitive advantage. It provides finance leaders with the wisdom, responsiveness, and courage to make sense of complexity, allocate capital efficiently and influence the long-term path of their organizations. The problem with leaders is not the realization of the potentials of digital transformation but the willingness

to undergo a rigorous implementation process, cultural adjustment, and maintenance.

X. References

1. Nakamoto, S. (2008). Bitcoin: A peer-to-peer electronic cash system. <https://bitcoin.org/bitcoin.pdf>
2. Tapscott, D., & Tapscott, A. (2016). Blockchain revolution: How the technology behind Bitcoin is changing money, business, and the world. Penguin.
3. World Economic Forum. (2016). The future of financial infrastructure. <https://www.weforum.org/reports/financial-infrastructure>
4. Deloitte. (2022). Blockchain for financial reporting. <https://www2.deloitte.com/blockchain-audit>
5. Fanning, K., & Centers, D. P. (2016). Blockchain's impact on financial fraud. Journal of Accountancy, 222(4), 38-45.
6. European Central Bank. (2020). Blockchain in Eurosystem payments. https://www.ecb.europa.eu/paym/digital/pdf/blockchain_report.pdf
7. IBM. (2018). TradeLens: IBM and Maersk blockchain case study. <https://www.ibm.com/case-studies/maersk>
8. Bank for International Settlements. (2019). Blockchain in payment systems. https://www.bis.org/publ/qtrpdf/r_qt1912f.htm
9. McKinsey & Company. (2020). Blockchain's Occam problem in financial services. <https://www.mckinsey.com/blockchain-fs>
10. Santander Bank. (2021). Blockchain cost savings report. <https://www.santander.com/blockchain-savings>
11. Nasdaq. (2022). Blockchain settlement pilot results. <https://www.nasdaq.com/blockchain-initiative>
12. Ripple. (2020). Cost of cross-border payments. <https://ripple.com/insights/cost-savings>
13. Depository Trust & Clearing Corporation. (2021). Project Ion blockchain settlement. <https://www.dtcc.com/blockchain-settlement>
14. SWIFT. (2022). Blockchain payment experiments. <https://www.swift.com/blockchain-trials>
15. Kshetri, N. (2017). Blockchain's role in cybersecurity. Telecommunications Policy, 41(10), 1027-1038.
16. PwC. (2023). Global blockchain trust survey. <https://www.pwc.com/blockchain-survey>
17. Harvard Business Review. (2018). How blockchain is changing finance. *96*(1), 50-59.
18. JPMorgan Chase. (2020). JPM Coin implementation report. <https://www.jpmorgan.com/jpmcoin>
19. Australian Securities Exchange. (2022). CHES replacement update. <https://www.asx.com.au/blockchain>
20. Federal Reserve. (2023). CBDC research update. <https://www.federalreserve.gov/cbdc>
21. Ethereum Foundation. (2023). Network scalability roadmap. <https://ethereum.org/scalability>
22. U.S. Securities and Exchange Commission. (2023). Statement on crypto regulation. <https://www.sec.gov/crypto>
23. Atzei, N., Bartoletti, M., & Cimoli, T. (2017). Survey of Ethereum smart contract vulnerabilities. Journal of Cybersecurity, 3(2), 1-32.
24. Financial Action Task Force. (2023). DeFi risk assessment. <https://www.fatf-gafi.org/defi>
25. U.S. Department of Treasury. (2022). Blockchain cybersecurity risks. <https://home.treasury.gov/blockchain-security>
26. Accenture. (2022). Blockchain interoperability costs. <https://www.accenture.com/interoperability>
27. Bank of England. (2023). RTGS blockchain tests. <https://www.bankofengland.co.uk/rtgs-blockchain>
28. Marco Polo Network. (2022). Trade finance efficiency gains. <https://marcopolo.finance/results>

29. HIMSS Analytics. (2021). Healthcare blockchain adoption. <https://www.himss.org/blockchain-health>
30. Climate Chain Coalition. (2022). Carbon credit transparency. <https://www.climatechaincoalition.io>
31. National Institute of Standards and Technology. (2023). Post-quantum cryptography. <https://www.nist.gov/pqcrypto>
32. MIT Digital Currency Initiative. (2023). Hybrid blockchain models. <https://dci.mit.edu/hybrid-blockchains>
33. Cambridge Centre for Alternative Finance. (2023). Institutional adoption trends. <https://www.jbs.cam.ac.uk/blockchain-adoption>
34. International Swaps and Derivatives Association. (2023). Blockchain in derivatives. <https://www.isda.org/blockchain>
35. Gartner. (2023). Blockchain hype cycle. <https://www.gartner.com/hype-cycles/blockchain>
36. International Monetary Fund. (2023). Monetary policy implications. <https://www.imf.org/blockchain-monetary>
37. Institute of Electrical and Electronics Engineers. (2023). Blockchain standards. <https://www.ieee.org/blockchain-standards>
38. World Bank. (2022). Blockchain for remittances. <https://www.worldbank.org/remittances-blockchain>
39. European Union. (2023). Markets in Crypto-Assets regulation. <https://ec.europa.eu/mica>
40. Chainalysis. (2023). Crypto crime report. <https://www.chainalysis.com/crypto-crime>
41. Reuters. (2023). Central bank digital currencies tracker. <https://www.reuters.com/cbdc>
42. Bloomberg. (2023). Institutional blockchain investments. <https://www.bloomberg.com/blockchain-investments>
43. Financial Times. (2023). Blockchain in capital markets. <https://www.ft.com/blockchain-capital-markets>
44. Wall Street Journal. (2023). Corporate blockchain adoption. <https://www.wsj.com/blockchain-corporate>
45. Forbes. (2023). Enterprise blockchain ROI. <https://www.forbes.com/blockchain-roi>
46. Harvard Law School. (2023). Blockchain regulation. <https://hls.harvard.edu/blockchain-law>
47. Stanford University. (2023). Smart contract security. <https://cs.stanford.edu/blockchain-security>
48. Oxford University. (2023). Blockchain governance models. <https://www.ox.ac.uk/blockchain-governance>
49. Bank of Canada. (2023). CBDC research papers. <https://www.bankofcanada.ca/cbdc>
50. Bank of Japan. (2023). Digital currency experiments. <https://www.boj.or.jp/en/digital-currency/>
51. Artificial Intelligence and Machine Learning as Business Tools: A Framework for Diagnosing Value Destruction Potential - Md Nadil Khan, Tanvirahmedshuvo, Md Risalat Hossain Ontor, Nahid Khan, Ashequr Rahman - IJFMR Volume 6, Issue 1, January-February 2024. <https://doi.org/10.36948/ijfmr.2024.v06i01.23680>
52. Enhancing Business Sustainability Through the Internet of Things - MD Nadil Khan, Zahidur Rahman, Sufi Sudruddin Chowdhury, Tanvirahmedshuvo, Md Risalat Hossain Ontor, Md Didear Hossen, Nahid Khan, Hamdadur Rahman - IJFMR Volume 6, Issue 1, January-February 2024. <https://doi.org/10.36948/ijfmr.2024.v06i01.24118>
53. Real-Time Environmental Monitoring Using Low-Cost Sensors in Smart Cities with IoT - MD Nadil Khan, Zahidur Rahman, Sufi Sudruddin Chowdhury, Tanvirahmedshuvo, Md Risalat Hossain Ontor, Md Didear Hossen, Nahid Khan, Hamdadur Rahman - IJFMR Volume 6, Issue 1, January-February 2024. <https://doi.org/10.36948/ijfmr.2024.v06i01.23163>
54. IoT and Data Science Integration for Smart City

- Solutions - Mohammad Abu Sufian, Shariful Haque, Khaled Al-Samad, Omar Faruq, Mir Abrar Hossain, Tughlok Talukder, Azher Uddin Shayed - AIJMR Volume 2, Issue 5, September-October 2024.
<https://doi.org/10.62127/aijmr.2024.v02i05.1086>
55. Business Management in an Unstable Economy: Adaptive Strategies and Leadership - Shariful Haque, Mohammad Abu Sufian, Khaled Al-Samad, Omar Faruq, Mir Abrar Hossain, Tughlok Talukder, Azher Uddin Shayed - AIJMR Volume 2, Issue 5, September-October 2024.
<https://doi.org/10.62127/aijmr.2024.v02i05.1084>
56. The Internet of Things (IoT): Applications, Investments, and Challenges for Enterprises - Md Nadil Khan, Tanvirahmedshuvo, Md Risalat Hossain Ontor, Nahid Khan, Ashequr Rahman - IJFMR Volume 6, Issue 1, January-February 2024.
<https://doi.org/10.36948/ijfmr.2024.v06i01.22699>
57. Real-Time Health Monitoring with IoT - MD Nadil Khan, Zahidur Rahman, Sufi Sudruddin Chowdhury, Tanvirahmedshuvo, Md Risalat Hossain Ontor, Md Didear Hossen, Nahid Khan, Hamdadur Rahman - IJFMR Volume 6, Issue 1, January-February 2024.
<https://doi.org/10.36948/ijfmr.2024.v06i01.22751>
58. Strategic Adaptation to Environmental Volatility: Evaluating the Long-Term Outcomes of Business Model Innovation - MD Nadil Khan, Shariful Haque, Kazi Sanwarul Azim, Khaled Al-Samad, A H M Jafor, Md. Aziz, Omar Faruq, Nahid Khan - AIJMR Volume 2, Issue 5, September-October 2024.
<https://doi.org/10.62127/aijmr.2024.v02i05.1079>
59. Evaluating the Impact of Business Intelligence Tools on Outcomes and Efficiency Across Business Sectors - MD Nadil Khan, Shariful Haque, Kazi Sanwarul Azim, Khaled Al-Samad, A H M Jafor, Md. Aziz, Omar Faruq, Nahid Khan - AIJMR Volume 2, Issue 5, September-October 2024.
<https://doi.org/10.62127/aijmr.2024.v02i05.1080>
60. Analyzing the Impact of Data Analytics on Performance Metrics in SMEs - MD Nadil Khan, Shariful Haque, Kazi Sanwarul Azim, Khaled Al-Samad, A H M Jafor, Md. Aziz, Omar Faruq, Nahid Khan - AIJMR Volume 2, Issue 5, September-October 2024.
<https://doi.org/10.62127/aijmr.2024.v02i05.1081>
61. The Evolution of Artificial Intelligence and its Impact on Economic Paradigms in the USA and Globally - MD Nadil Khan, Shariful Haque, Kazi Sanwarul Azim, Khaled Al-Samad, A H M Jafor, Md. Aziz, Omar Faruq, Nahid Khan - AIJMR Volume 2, Issue 5, September-October 2024.
<https://doi.org/10.62127/aijmr.2024.v02i05.1083>
62. Exploring the Impact of FinTech Innovations on the U.S. and Global Economies - MD Nadil Khan, Shariful Haque, Kazi Sanwarul Azim, Khaled Al-Samad, A H M Jafor, Md. Aziz, Omar Faruq, Nahid Khan - AIJMR Volume 2, Issue 5, September-October 2024.
<https://doi.org/10.62127/aijmr.2024.v02i05.1082>
63. Business Innovations in Healthcare: Emerging Models for Sustainable Growth - MD Nadil Khan, Zakir Hossain, Sufi Sudruddin Chowdhury, Md. Sohel Rana, Abrar Hossain, MD Habibullah Faisal, SK Ayub Al Wahid, MD Nuruzzaman Pranto - AIJMR Volume 2, Issue 5, September-October 2024.
<https://doi.org/10.62127/aijmr.2024.v02i05.1093>
64. Impact of IoT on Business Decision-Making: A Predictive Analytics Approach - Zakir Hossain, Sufi Sudruddin Chowdhury, Md. Sohel Rana, Abrar Hossain, MD Habibullah Faisal, SK Ayub Al Wahid, Mohammad Hasnatul Karim - AIJMR Volume 2, Issue 5, September-October 2024.
<https://doi.org/10.62127/aijmr.2024.v02i05.1092>
65. Security Challenges and Business Opportunities in the IoT Ecosystem - Sufi Sudruddin Chowdhury, Zakir Hossain, Md. Sohel Rana, Abrar Hossain, MD Habibullah Faisal, SK Ayub Al Wahid, Mohammad Hasnatul Karim - AIJMR

Volume 2, Issue 5, September-October 2024.
<https://doi.org/10.62127/aijmr.2024.v02i05.1089>

66. The Impact of Economic Policy Changes on International Trade and Relations - Kazi Sanwarul Azim, A H M Jafor, Mir Abrar Hossain, Azher Uddin Shayed, Nabila Ahmed Nikita, Obyed Ullah Khan - AIJMR Volume 2, Issue 5, September-October 2024.
<https://doi.org/10.62127/aijmr.2024.v02i05.1098>
67. Privacy and Security Challenges in IoT Deployments - Obyed Ullah Khan, Kazi Sanwarul Azim, A H M Jafor, Azher Uddin Shayed, Mir Abrar Hossain, Nabila Ahmed Nikita - AIJMR Volume 2, Issue 5, September-October 2024.
<https://doi.org/10.62127/aijmr.2024.v02i05.1099>
68. Digital Transformation in Non-Profit Organizations: Strategies, Challenges, and Successes - Nabila Ahmed Nikita, Kazi Sanwarul Azim, A H M Jafor, Azher Uddin Shayed, Mir Abrar Hossain, Obyed Ullah Khan - AIJMR Volume 2, Issue 5, September-October 2024.
<https://doi.org/10.62127/aijmr.2024.v02i05.1097>
69. AI and Machine Learning in International Diplomacy and Conflict Resolution - Mir Abrar Hossain, Kazi Sanwarul Azim, A H M Jafor, Azher Uddin Shayed, Nabila Ahmed Nikita, Obyed Ullah Khan - AIJMR Volume 2, Issue 5, September-October 2024.
<https://doi.org/10.62127/aijmr.2024.v02i05.1095>
70. The Evolution of Cloud Computing & 5G Infrastructure and its Economical Impact in the Global Telecommunication Industry - A H M Jafor, Kazi Sanwarul Azim, Mir Abrar Hossain, Azher Uddin Shayed, Nabila Ahmed Nikita, Obyed Ullah Khan - AIJMR Volume 2, Issue 5, September-October 2024.
<https://doi.org/10.62127/aijmr.2024.v02i05.1100>
71. Leveraging Blockchain for Transparent and Efficient Supply Chain Management: Business Implications and Case Studies - Ankur Sarkar, S A Mohaiminul Islam, A J M Obaidur Rahman Khan, Tariqul Islam, Rakesh Paul, Md Shadikul Bari - IJFMR Volume 6, Issue 5, September-October 2024.
<https://doi.org/10.36948/ijfmr.2024.v06i05.28492>
72. AI-driven Predictive Analytics for Enhancing Cybersecurity in a Post-pandemic World: a Business Strategy Approach - S A Mohaiminul Islam, Ankur Sarkar, A J M Obaidur Rahman Khan, Tariqul Islam, Rakesh Paul, Md Shadikul Bari - IJFMR Volume 6, Issue 5, September-October 2024.
<https://doi.org/10.36948/ijfmr.2024.v06i05.28493>
73. The Role of Edge Computing in Driving Real-time Personalized Marketing: a Data-driven Business Perspective - Rakesh Paul, S A Mohaiminul Islam, Ankur Sarkar, A J M Obaidur Rahman Khan, Tariqul Islam, Md Shadikul Bari - IJFMR Volume 6, Issue 5, September-October 2024.
<https://doi.org/10.36948/ijfmr.2024.v06i05.28494>
74. Circular Economy Models in Renewable Energy: Technological Innovations and Business Viability - Md Shadikul Bari, S A Mohaiminul Islam, Ankur Sarkar, A J M Obaidur Rahman Khan, Tariqul Islam, Rakesh Paul - IJFMR Volume 6, Issue 5, September-October 2024.
<https://doi.org/10.36948/ijfmr.2024.v06i05.28495>
75. Artificial Intelligence in Fraud Detection and Financial Risk Mitigation: Future Directions and Business Applications - Tariqul Islam, S A Mohaiminul Islam, Ankur Sarkar, A J M Obaidur Rahman Khan, Rakesh Paul, Md Shadikul Bari - IJFMR Volume 6, Issue 5, September-October 2024.
<https://doi.org/10.36948/ijfmr.2024.v06i05.28496>
76. The Integration of AI and Machine Learning in Supply Chain Optimization: Enhancing Efficiency and Reducing Costs - Syed Kamrul Hasan, MD Ariful Islam, Ayesha Islam Asha, Shaya afrin Priya, Nishat Margia Islam - IJFMR Volume 6, Issue 5, September-October 2024.
<https://doi.org/10.36948/ijfmr.2024.v06i05.28075>

77. Cybersecurity in the Age of IoT: Business Strategies for Managing Emerging Threats - Nishat Margia Islam, Syed Kamrul Hasan, MD Ariful Islam, Ayesha Islam Asha, Shaya Afrin Priya - IJFMR Volume 6, Issue 5, September-October 2024.
<https://doi.org/10.36948/ijfmr.2024.v06i05.28076>
78. The Role of Big Data Analytics in Personalized Marketing: Enhancing Consumer Engagement and Business Outcomes - Ayesha Islam Asha, Syed Kamrul Hasan, MD Ariful Islam, Shaya afrin Priya, Nishat Margia Islam - IJFMR Volume 6, Issue 5, September-October 2024.
<https://doi.org/10.36948/ijfmr.2024.v06i05.28077>
79. Sustainable Innovation in Renewable Energy: Business Models and Technological Advances - Shaya Afrin Priya, Syed Kamrul Hasan, Md Ariful Islam, Ayesha Islam Asha, Nishat Margia Islam - IJFMR Volume 6, Issue 5, September-October 2024.
<https://doi.org/10.36948/ijfmr.2024.v06i05.28079>
80. The Impact of Quantum Computing on Financial Risk Management: A Business Perspective - Md Ariful Islam, Syed Kamrul Hasan, Shaya Afrin Priya, Ayesha Islam Asha, Nishat Margia Islam - IJFMR Volume 6, Issue 5, September-October 2024.
<https://doi.org/10.36948/ijfmr.2024.v06i05.28080>
81. AI-driven Predictive Analytics, Healthcare Outcomes, Cost Reduction, Machine Learning, Patient Monitoring - Sarowar Hossain, Ahasan Ahmed, Umesh Khadka, Shifa Sarkar, Nahid Khan - AIJMR Volume 2, Issue 5, September-October 2024.
<https://doi.org/10.62127/aijmr.2024.v02i05.1104>
82. Blockchain in Supply Chain Management: Enhancing Transparency, Efficiency, and Trust - Nahid Khan, Sarowar Hossain, Umesh Khadka, Shifa Sarkar - AIJMR Volume 2, Issue 5, September-October 2024.
<https://doi.org/10.62127/aijmr.2024.v02i05.1105>
83. Cyber-Physical Systems and IoT: Transforming Smart Cities for Sustainable Development - Umesh Khadka, Sarowar Hossain, Shifa Sarkar, Nahid Khan - AIJMR Volume 2, Issue 5, September-October 2024.
<https://doi.org/10.62127/aijmr.2024.v02i05.1106>
84. Quantum Machine Learning for Advanced Data Processing in Business Analytics: A Path Toward Next-Generation Solutions - Shifa Sarkar, Umesh Khadka, Sarowar Hossain, Nahid Khan - AIJMR Volume 2, Issue 5, September-October 2024.
<https://doi.org/10.62127/aijmr.2024.v02i05.1107>
85. Optimizing Business Operations through Edge Computing: Advancements in Real-Time Data Processing for the Big Data Era - Nahid Khan, Sarowar Hossain, Umesh Khadka, Shifa Sarkar - AIJMR Volume 2, Issue 5, September-October 2024.
<https://doi.org/10.62127/aijmr.2024.v02i05.1108>
86. Data Science Techniques for Predictive Analytics in Financial Services - Shariful Haque, Mohammad Abu Sufian, Khaled Al-Samad, Omar Faruq, Mir Abrar Hossain, Tughlok Talukder, Azher Uddin Shayed - AIJMR Volume 2, Issue 5, September-October 2024.
<https://doi.org/10.62127/aijmr.2024.v02i05.1085>
87. Leveraging IoT for Enhanced Supply Chain Management in Manufacturing - Khaled AlSamad, Mohammad Abu Sufian, Shariful Haque, Omar Faruq, Mir Abrar Hossain, Tughlok Talukder, Azher Uddin Shayed - AIJMR Volume 2, Issue 5, September-October 2024.
<https://doi.org/10.62127/aijmr.2024.v02i05.108733>
88. AI-Driven Strategies for Enhancing Non-Profit Organizational Impact - Omar Faruq, Shariful Haque, Mohammad Abu Sufian, Khaled Al-Samad, Mir Abrar Hossain, Tughlok Talukder, Azher Uddin Shayed - AIJMR Volume 2, Issue 5, September-October 2024.
<https://doi.org/10.62127/aijmr.2024.v02i0.1088>
89. Sustainable Business Practices for Economic

Instability: A Data-Driven Approach - Azher Uddin Shayed, Kazi Sanwarul Azim, A H M Jafor, Mir Abrar Hossain, Nabila Ahmed Nikita, Obyed Ullah Khan - AIJMR Volume 2, Issue 5, September-October 2024.

<https://doi.org/10.62127/aijmr.2024.v02i05.1095>

90. Mohammad Majharul Islam, MD Nadil khan, Kirtibhai Desai, MD Mahbub Rabbani, Saif Ahmad, & Esrat Zahan Snigdha. (2025). AI-Powered Business Intelligence in IT: Transforming Data into Strategic Solutions for Enhanced Decision-Making. The American Journal of Engineering and Technology, 7(02), 59–73. <https://doi.org/10.37547/tajet/Volume07Issue02-09>.
91. Saif Ahmad, MD Nadil khan, Kirtibhai Desai, Mohammad Majharul Islam, MD Mahbub Rabbani, & Esrat Zahan Snigdha. (2025). Optimizing IT Service Delivery with AI: Enhancing Efficiency Through Predictive Analytics and Intelligent Automation. The American Journal of Engineering and Technology, 7(02), 44–58. <https://doi.org/10.37547/tajet/Volume07Issue02-08>.
92. Esrat Zahan Snigdha, MD Nadil khan, Kirtibhai Desai, Mohammad Majharul Islam, MD Mahbub Rabbani, & Saif Ahmad. (2025). AI-Driven Customer Insights in IT Services: A Framework for Personalization and Scalable Solutions. The American Journal of Engineering and Technology, 7(03), 35–49. <https://doi.org/10.37547/tajet/Volume07Issue03-04>.
93. MD Mahbub Rabbani, MD Nadil khan, Kirtibhai Desai, Mohammad Majharul Islam, Saif Ahmad, & Esrat Zahan Snigdha. (2025). Human-AI Collaboration in IT Systems Design: A Comprehensive Framework for Intelligent Co-Creation. The American Journal of Engineering and Technology, 7(03), 50–68. <https://doi.org/10.37547/tajet/Volume07Issue03-05>.
94. Kirtibhai Desai, MD Nadil khan, Mohammad Majharul Islam, MD Mahbub Rabbani, Saif Ahmad, & Esrat Zahan Snigdha. (2025). Sentiment analysis with ai for it service enhancement: leveraging user feedback for adaptive it solutions. The American Journal of Engineering and Technology, 7(03), 69–87. <https://doi.org/10.37547/tajet/Volume07Issue03-06>.
95. Mohammad Tonmoy Jubaeer Mehedy, Muhammad Saqib Jalil, Maham Saeed, Abdullah al mamun, Esrat Zahan Snigdha, MD Nadil khan, Nahid Khan, & MD Mohaiminul Hasan. (2025). Big Data and Machine Learning in Healthcare: A Business Intelligence Approach for Cost Optimization and Service Improvement. The American Journal of Medical Sciences and Pharmaceutical Research, 115–135. <https://doi.org/10.37547/tajmspr/Volume07Issue0314>.
96. Maham Saeed, Muhammad Saqib Jalil, Fares Mohammed Dahwal, Mohammad Tonmoy Jubaeer Mehedy, Esrat Zahan Snigdha, Abdullah al mamun, & MD Nadil khan. (2025). The Impact of AI on Healthcare Workforce Management: Business Strategies for Talent Optimization and IT Integration. The American Journal of Medical Sciences and Pharmaceutical Research, 7(03), 136–156. <https://doi.org/10.37547/tajmspr/Volume07Issue03-15>.
97. Muhammad Saqib Jalil, Esrat Zahan Snigdha, Mohammad Tonmoy Jubaeer Mehedy, Maham Saeed, Abdullah al mamun, MD Nadil khan, & Nahid Khan. (2025). AI-Powered Predictive Analytics in Healthcare Business: Enhancing Operational Efficiency and Patient Outcomes. The American Journal of Medical Sciences and Pharmaceutical Research, 93–114. <https://doi.org/10.37547/tajmspr/Volume07Issue03-13>.
98. Esrat Zahan Snigdha, Muhammad Saqib Jalil, Fares Mohammed Dahwal, Maham Saeed, Mohammad Tonmoy Jubaeer Mehedy, Abdullah al mamun, MD Nadil khan, & Syed Kamrul Hasan. (2025). Cybersecurity in Healthcare IT Systems: Business Risk Management and Data Privacy Strategies. The American Journal of Engineering and Technology, 163–184. <https://doi.org/10.37547/tajet/Volume07Issue03-15>.

99. Abdullah al mamun, Muhammad Saqib Jalil, Mohammad Tonmoy Jubaeer Mehedy, Maham Saeed, Esrat Zahan Snigdha, MD Nadil khan, & Nahid Khan. (2025). Optimizing Revenue Cycle Management in Healthcare: AI and IT Solutions for Business Process Automation. *The American Journal of Engineering and Technology*, 141–162.
<https://doi.org/10.37547/tajet/Volume07Issue03-14>.
100. Hasan, M. M., Mirza, J. B., Paul, R., Hasan, M. R., Hassan, A., Khan, M. N., & Islam, M. A. (2025). Human-AI Collaboration in Software Design: A Framework for Efficient Co Creation. *AIJMR-Advanced International Journal of Multidisciplinary Research*, 3(1). DOI: 10.62127/aijmr.2025.v03i01.1125
101. Mohammad Tonmoy Jubaeer Mehedy, Muhammad Saqib Jalil, Maham Saeed, Esrat Zahan Snigdha, Nahid Khan, MD Mohaiminul Hasan. *The American Journal of Medical Sciences and Pharmaceutical Research*, 7(3). 115-135.
<https://doi.org/10.37547/tajmspr/Volume07Issue03-14>.
102. Junaid Baig Mirza, MD Mohaiminul Hasan, Rajesh Paul, Mohammad Rakibul Hasan, Ayesha Islam Asha. *AIJMR-Advanced International Journal of Multidisciplinary Research*, Volume 3, Issue 1, January-February 2025 .
DOI: 10.62127/aijmr.2025.v03i01.1123.
103. Mohammad Rakibul Hasan, MD Mohaiminul Hasan, Junaid Baig Mirza, Ali Hassan, Rajesh Paul, MD Nadil Khan, Nabila Ahmed Nikita. *AIJMR-Advanced International Journal of Multidisciplinary Research*, Volume 3, Issue 1, January-February 2025 .
DOI: 10.62127/aijmr.2025.v03i01.1124.
104. Gazi Mohammad Moinul Haque, Dhiraj Kumar Akula, Yaseen Shareef Mohammed, Asif Syed, & Yeasin Arafat. (2025). Cybersecurity Risk Management in the Age of Digital Transformation: A Systematic Literature Review. *The American Journal of Engineering and Technology*, 7(8), 126–150.
<https://doi.org/10.37547/tajet/Volume07Issue08-14>
105. Yaseen Shareef Mohammed, Dhiraj Kumar Akula, Asif Syed, Gazi Mohammad Moinul Haque, & Yeasin Arafat. (2025). The Impact of Artificial Intelligence on Information Systems: Opportunities and Challenges. *The American Journal of Engineering and Technology*, 7(8), 151–176.
<https://doi.org/10.37547/tajet/Volume07Issue08-15>
106. Yeasin Arafat, Dhiraj Kumar Akula, Yaseen Shareef Mohammed, Gazi Mohammad Moinul Haque, Mahzabin Binte Rahman, & Asif Syed. (2025). Big Data Analytics in Information Systems Research: Current Landscape and Future Prospects Focus: Data science, cloud platforms, real-time analytics in IS. *The American Journal of Engineering and Technology*, 7(8), 177–201.
<https://doi.org/10.37547/tajet/Volume07Issue08-16>
107. Dhiraj Kumar Akula, Yaseen Shareef Mohammed, Asif Syed, Gazi Mohammad Moinul Haque, & Yeasin Arafat. (2025). The Role of Information Systems in Enhancing Strategic Decision Making: A Review and Future Directions. *The American Journal of Management and Economics Innovations*, 7(8), 80–105.
<https://doi.org/10.37547/tajmei/Volume07Issue08-07>
108. Dhiraj Kumar Akula, Kazi Sanwarul Azim, Yaseen Shareef Mohammed, Asif Syed, & Gazi Mohammad Moinul Haque. (2025). Enterprise Architecture: Enabler of Organizational Agility and Digital Transformation. *The American Journal of Management and Economics Innovations*, 7(8), 54–79.
<https://doi.org/10.37547/tajmei/Volume07Issue08-06>